

AQUABOOST

SP2V-5HM06S-MAB-M/24

The Aquaboost SP2V-5HM06S-MAB-M/24 booster set is fully WRAS approved and features two stainless steel multistage pumps mounted on a powder coated steel base plate. The pumps are controlled by our advanced MAB variable speed control panel and will deliver a nominal flow rate of 5 m³/h (per pump) and nominal head pressure of up to 3.8 bar. This product can be configured for duty-assist or duty-standby operating modes.



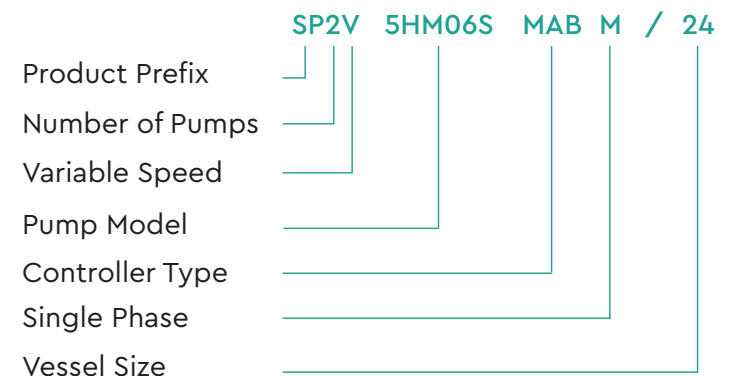
Features

- Flow rates up to 8.5 m³/h (per pump)
- Head pressure up to 4.6 Bar
- Variable speed pump control
- Duty-assist and duty-standby modes
- Fully WRAS Approved Product
- 304 Stainless Steel pumps
- 304/316 Stainless steel manifold assembly
- 24 litre pressure vessel with flow through isolation & drain valve
- Air cooled inverters
- BMS Volt free contacts
- External Enable On/Off
- Hand/Off/Auto Switches
- External Low Water
- AV mounts & Flexible connectors optional

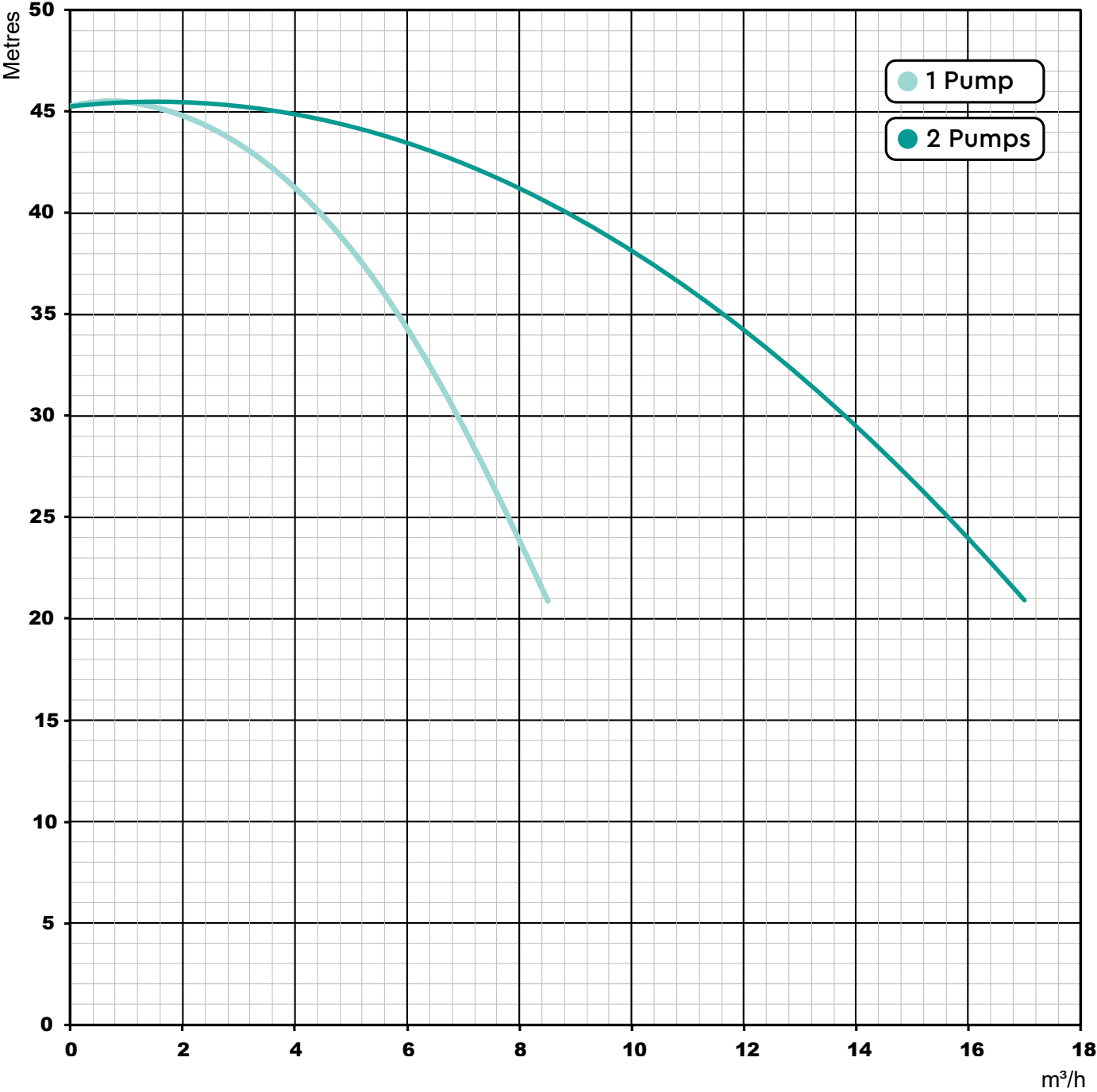
Applications

- Cold water pressure and flow boosting in a range of domestic, commercial and industrial applications

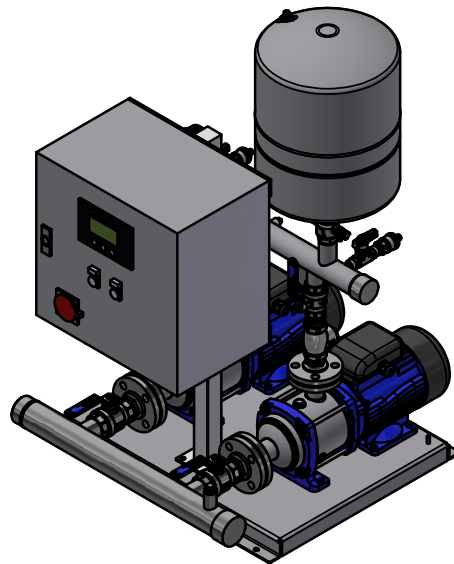
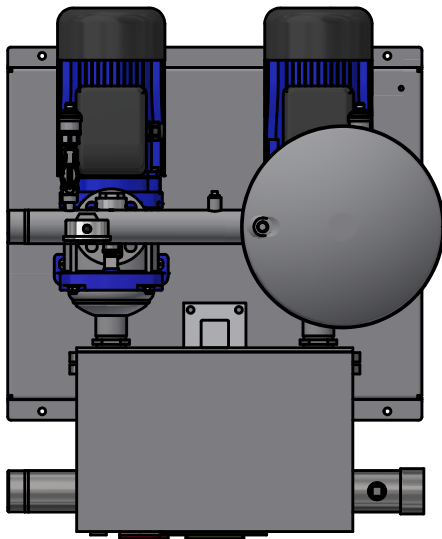
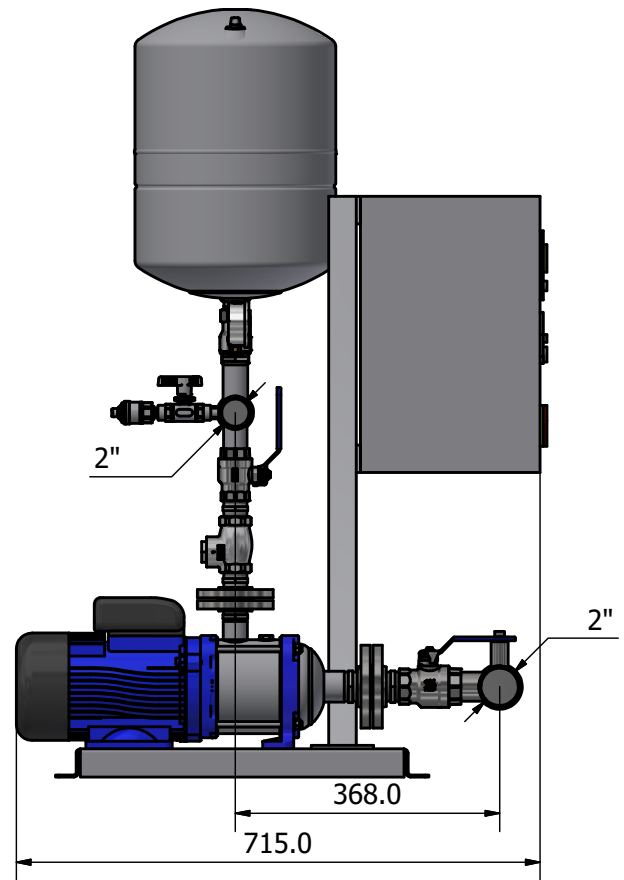
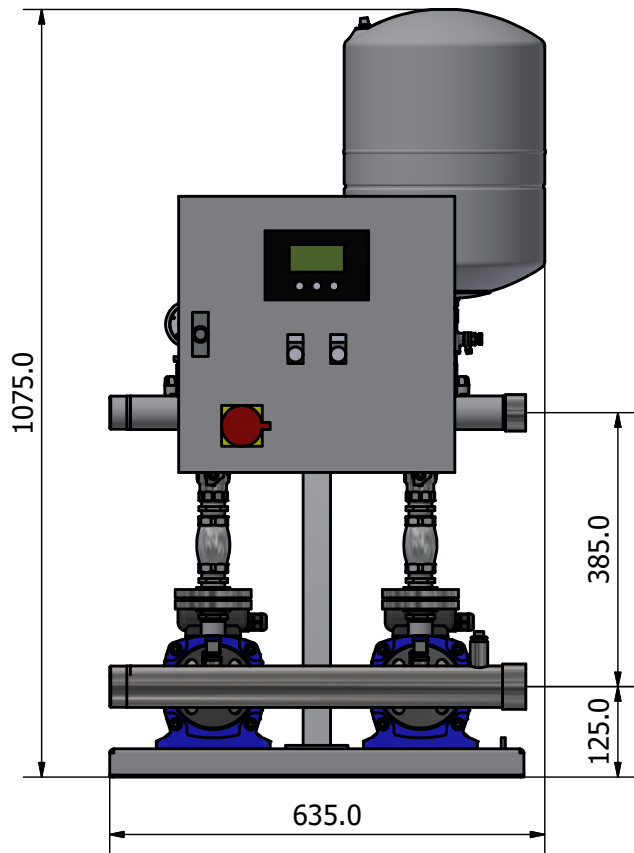
Product Code Structure



Pump Characteristic SP2V-5HM06S-MAB-M/24



Aquaboost Model		SP2V-5HM06S-MAB-M/24
General	Warranty	2 years
	WRAS approval	1910316
	Conformity certification	CE / UKCA
Features	Dry run protection	✓
	Glycerine filled pressure gauge	✓
	Pump check valve(s)	✓
	BMS volt-free contacts	✓
Performance	Nominal head	3.8 bar
	Maximum head (closed valve)	4.6 bar
	Nominal flow rate	5 m ³ /h (per pump)
	Maximum flow rate	8.5 m ³ /h (per pump)
	Minimum static inlet pressure	1 metre
	Maximum static inlet pressure	10 metres
	Maximum ambient air temperature	Max 40 °C
	Water temperature range	Min 4 °C / Max 23 °C
	Maximum working pressure (kPa / bar)	1000 kPa / 10 bar
Connections	Inlet	2" BSP
	Outlet	2" BSP
Manifold	Manifold construction	Stainless steel
	Pump isolation valves	Full bore, lever
Pump	Number of pumps	2
	Pump type	Multistage centrifugal (horizontal)
	Pump body	Stainless steel
	Impeller	Stainless steel
	Mechanical seal	EPDM / Carbon / Ceramic
	Motor type	Induction (current overload sensor)
	Duty rating	Continuous (S1)
Electrical	Power supply / phase / frequency	230 V / 1 / 50Hz
	Power consumption – P1	1.1 kW (per pump)
	Current – full load	4.2 Amps (per pump)
Physical	Enclosure protection	IP44
	Width	650 mm
	Depth	730 mm
	Height	1200 mm
	Weight	84 Kg



***Please add 32mm to the total height from the base of the pump when AV mounts are used.**

Stuart Turner Limited reserves the right to amend specifications without notice.