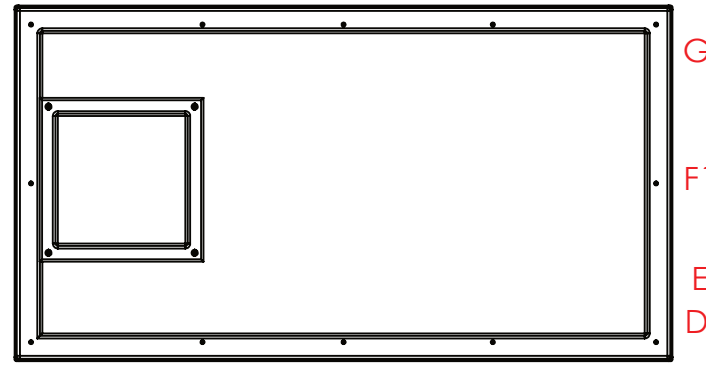
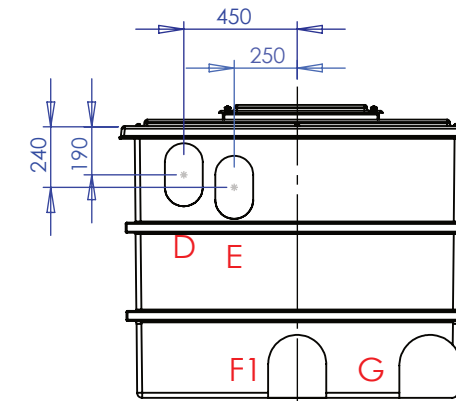


View 4

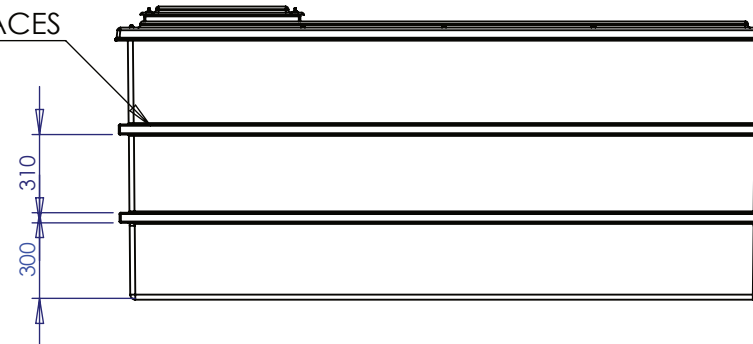


View 3



View 2

40mm STEEL BRACES



View 3

Connections:

- A - Inlet 1 No pad T1 only
- D - Overflow 1 No pad T2 only
- E - Warning pipe 1 No pad T2 only
- F1 - Outlet 1 No pad T1 only
- G - Drain 1 No pad T1 only

Drawing Approval Date	
Name	
Signature	
<p style="color: red; font-size: small;">I am signing to approve this drawing to progress my order in the build program. I accept that I cannot cancel this order following my signature of approval.</p>	

RUBBED DOWN BY	PRINT NAME
----------------	------------

TITLE	
STANDARD POSITIONS	
DRAWN BY	DATE
C.Larkin	28/03/2024
CUSTOMER	CUSTOMER

NOTE:
All tanks must be fully supported on a flat, level & continuous foundation providing structural support to the tank when full to maximum operating capacity. It is essential that the user refers to the conditions of installation document prior to the installation of the tank. Under no circumstances should the tank body be used to provide support to pipework and ancillary items. The tank lid is a structural part of the tank and must be in place and fitted correctly when water is contained within the tank.

DESCRIPTION:
PW3185.INS.AG

A3

ALL DIMENSIONS +/- 5mm UNLESS OTHERWISE STATED

NOTES	
DATE	27/02/2024
FIRST ISSUE	xxx
VERSION	xxx

TANK SPECIFICATION :	
INTERNAL DIMENSIONS	2440 X 1220 X 1070mm
EXTERNAL DIMENSIONS	2610 X 1410 X 1163mm
NOMINAL CAPACITY	3185 Litres
INSULATION THICKNESS	25mm
STEEL BRACINGS	2 No steel bands
ENCAPSULATED BASEBOARD	
TANK COLOUR	GREY - 00A05



SCALE:1:30

SHEET 1 OF 1