

6 5 4 3 2 1

D

C

B

A

D

C

B

A

2575 - External Width

8075 - External Length

Sloped Roof

3200 - External Height

Louvered vent

1800 - Door Opening

2000 - Door Opening

TITLE	
PWHG.8x2.5x3-50	
DRAWN BY	DATE
C.Larkin	23/05/2024

Foundation Requirements:
 The foundation area must be no less in length and width than the external dimensions of the enclosure. The foundation must be constructed so as to be capable of supporting the weight of the enclosure and equipment contained within it. The foundation must be continuous and be no more than ±2mm over any given metre.

DESCRIPTION:	
PWHG.8x2.5x3-50	
KIOSK	
SCALE:1:85	SHEET 1 OF 2


TANK SPECIFICATION :	
INTERNAL DIMENSIONS	7700 x 2200 x 3000mm
EXTERNAL DIMENSIONS	8075 x 2575 x 3200mm
INSULATION THICKNESS	50mm
MATERIAL	GRP - GREY



6 5 4 3 2 1

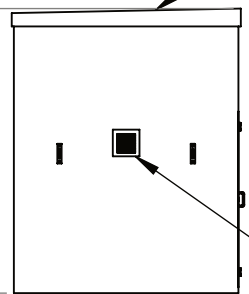
2575 - External Width

8075 - External Length

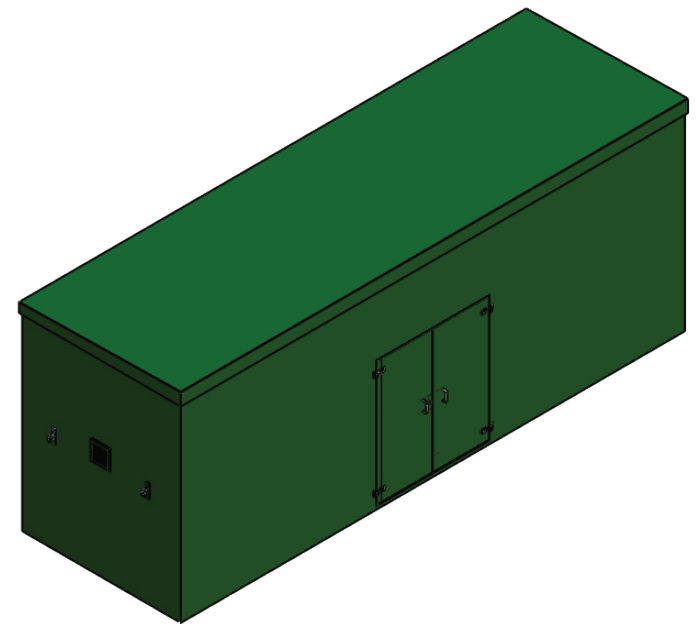


Sloped Roof

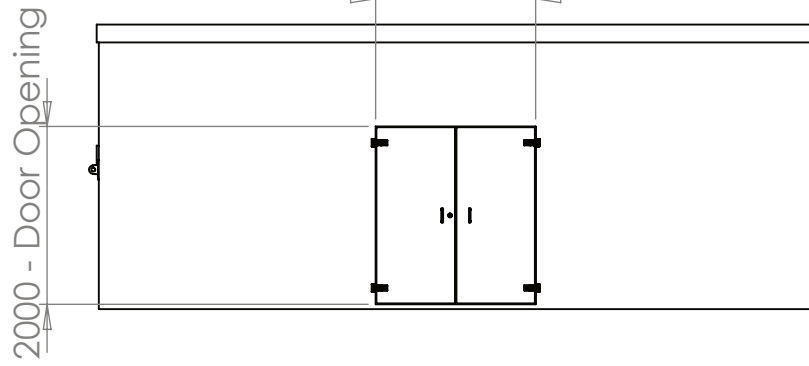
3200 - External Height



Louvered vent



1800 - Door Opening



TITLE
PWHG.8x2.5x3-50

DRAWN BY
 C.Larkin

DATE
 23/05/2024

Foundation Requirements:
 The foundation area must be no less in length and width than the external dimensions of the enclosure. The foundation must be constructed so as to be capable of supporting the weight of the enclosure and equipment contained within it. The foundation must be continuous and be no more than ±2mm over any given metre.

DESCRIPTION:
 PWHG.8x2.5x3-50
KIOSK

SCALE:1:85 SHEET 2 OF 2

TANK SPECIFICATION :

INTERNAL DIMENSIONS	7700 x 2200 x 3000mm
EXTERNAL DIMENSIONS	8075 x 2575 x 3200mm
INSULATION THICKNESS	50mm
MATERIAL	GRP - GREEN

