

TITLE
PWHG.6x2.5x3-50

DRAWN BY
 C.Larkin

DATE
 23/05/2024

Foundation Requirements:
 The foundation area must be no less in length and width than the external dimensions of the enclosure. The foundation must be constructed so as to be capable of supporting the weight of the enclosure and equipment contained within it. The foundation must be continuous and be no more than ±2mm over any given metre.

DESCRIPTION:
 PWHG.6x2.5x3-50
KIOSK

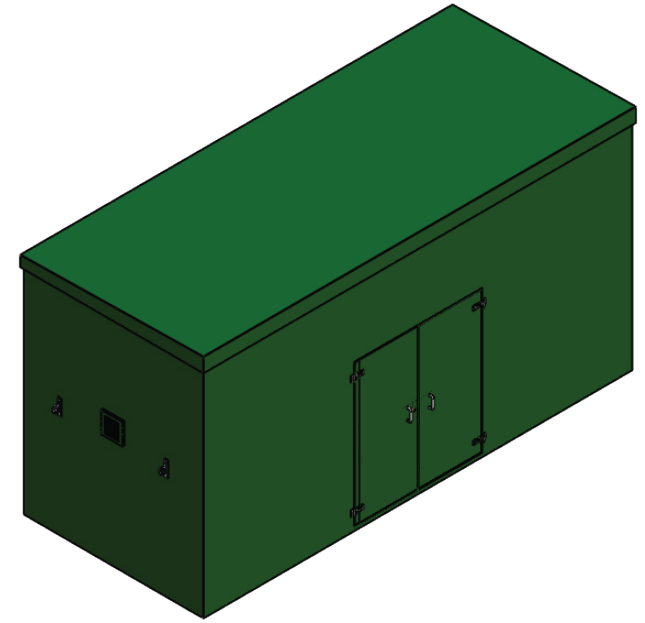

SCALE:1:75 SHEET 1 OF 2

TANK SPECIFICATION :

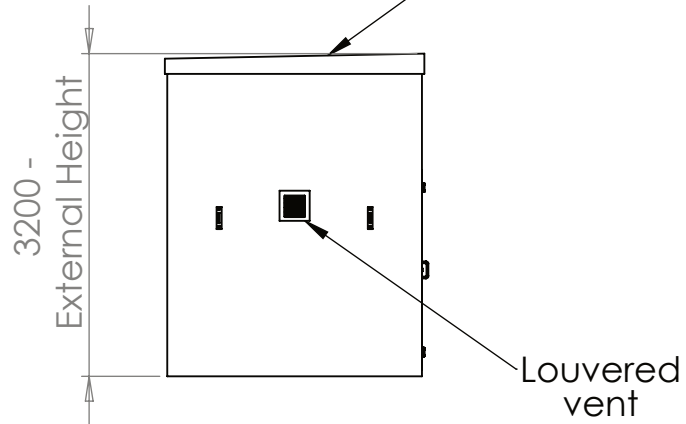
| | |
|----------------------|----------------------|
| INTERNAL DIMENSIONS | 5700 x 2200 x 3000mm |
| EXTERNAL DIMENSIONS | 6075 x 2575 x 3200mm |
| INSULATION THICKNESS | 50mm |
| MATERIAL | GRP - GREY |
| | |
| | |



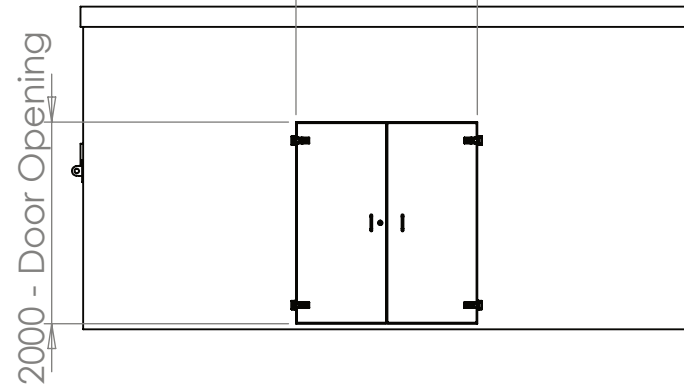
2575 - External Width



Sloped Roof



1800 - Door Opening



TITLE
PWHG.6x2.5x3-50

DRAWN BY
C.Larkin

DATE
23/05/2024

Foundation Requirements:
The foundation area must be no less in length and width than the external dimensions of the enclosure. The foundation must be constructed so as to be capable of supporting the weight of the enclosure and equipment contained within it. The foundation must be continuous and be no more than ±2mm over any given metre.

DESCRIPTION:
PWHG.6x2.5x3-50
KIOSK

SCALE:1:75 SHEET 2 OF 2

TANK SPECIFICATION :

| | |
|----------------------|----------------------|
| INTERNAL DIMENSIONS | 5700 x 2200 x 3000mm |
| EXTERNAL DIMENSIONS | 6075 x 2575 x 3200mm |
| INSULATION THICKNESS | 50mm |
| MATERIAL | GRP - GREEN |

