

TITLE  
**PWHG.6x2.5x3**

DRAWN BY  
 C.Larkin

DATE  
 23/05/2024

Foundation Requirements:  
 The foundation area must be no less in length and width than the external dimensions of the enclosure. The foundation must be constructed so as to be capable of supporting the weight of the enclosure and equipment contained within it. The foundation must be continuous and be no more than ±2mm over any given metre.

DESCRIPTION:  
 PWHG.6x2.5x3  
**KIOSK**

SCALE:1:75      SHEET 1 OF 2

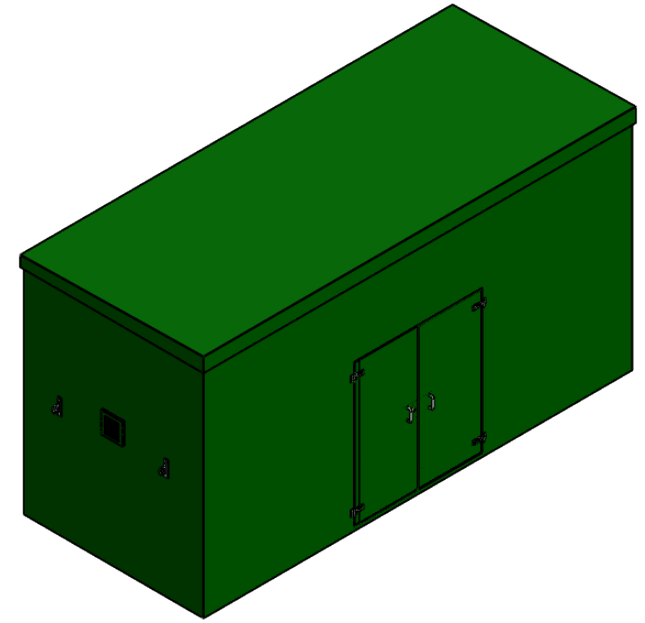

**TANK SPECIFICATION :**

INTERNAL DIMENSIONS	5860 x 2360 x 3000mm
EXTERNAL DIMENSIONS	6075 x 2575 x 3200mm
INSULATION THICKNESS	18mm
MATERIAL	GRP - GREY



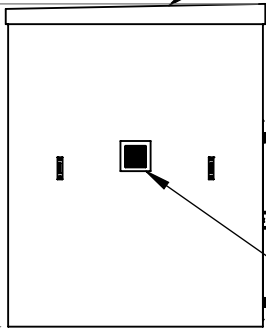
2575 - External Width

6075 - External Length



Sloped Roof

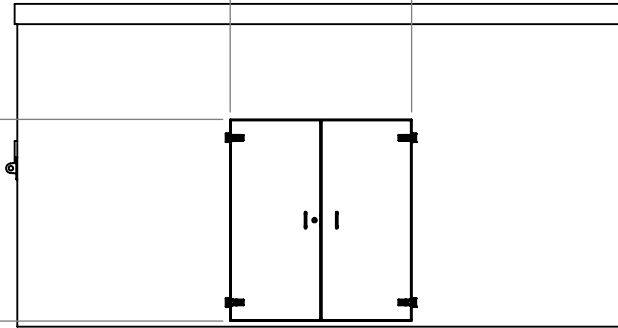
3200 - External Height



Louvered vent

1800 - Door Opening

2000 - Door Opening



TITLE  
PWHG.6x2.5x3

DRAWN BY  
C.Larkin

DATE  
23/05/2024

Foundation Requirements:  
The foundation area must be no less in length and width than the external dimensions of the enclosure. The foundation must be constructed so as to be capable of supporting the weight of the enclosure and equipment contained within it. The foundation must be continuous and be no more than ±2mm over any given metre.

DESCRIPTION:  
PWHG.6x2.5x3  
KIOSK

SCALE:1:75 SHEET 2 OF 2

TANK SPECIFICATION :

INTERNAL DIMENSIONS	5860 x 2360 x 3000mm
EXTERNAL DIMENSIONS	6075 x 2575 x 3200mm
INSULATION THICKNESS	18mm
MATERIAL	GRP - GREEN

