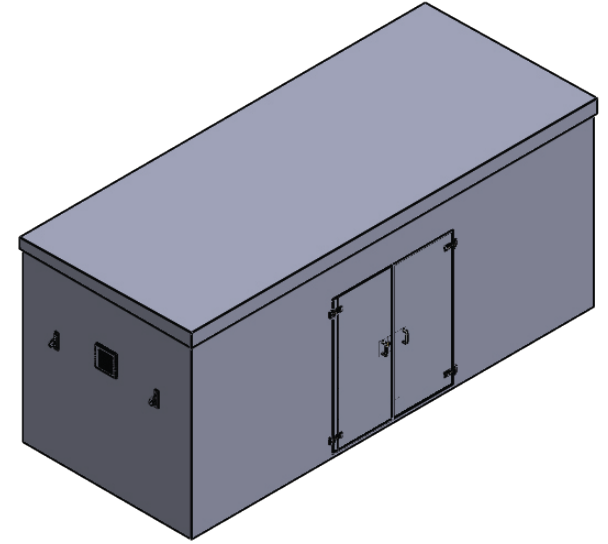


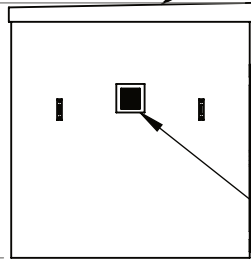
2575 - External Width

6075 - External Length



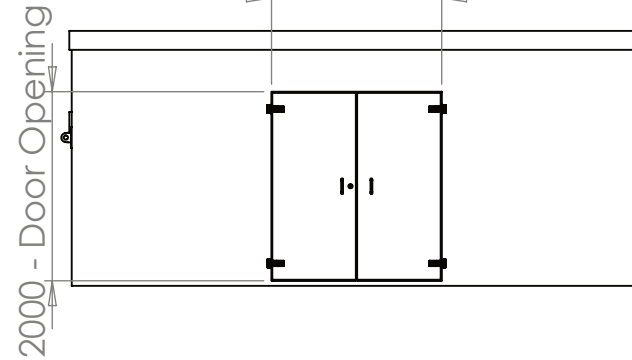
Sloped Roof

2700 - External Height



Louvered vent

1800 - Door Opening



TITLE  
PWHG.6x2.5x2.5-50

DRAWN BY  
C.Larkin

DATE  
23/05/2024

**Foundation Requirements:**  
The foundation area must be no less in length and width than the external dimensions of the enclosure. The foundation must be constructed so as to be capable of supporting the weight of the enclosure and equipment contained within it. The foundation must be continuous and be no more than ±2mm over any given metre.

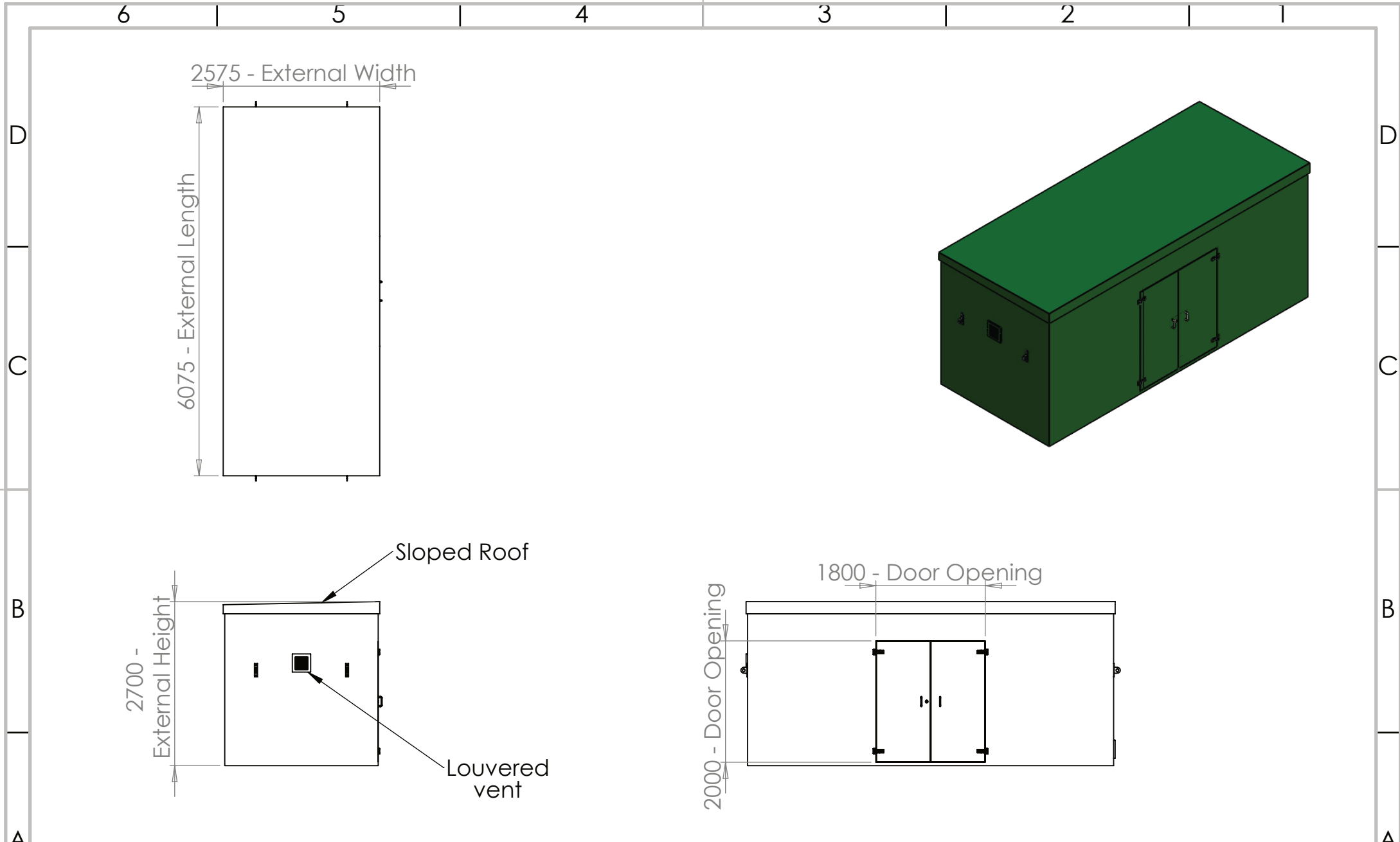
DESCRIPTION:  
PWHG.6x2.5x2.5-50  
**KIOSK**

SCALE:1:80 SHEET 1 OF 2

**TANK SPECIFICATION :**

INTERNAL DIMENSIONS	5700 x 2200 x 2500mm
EXTERNAL DIMENSIONS	6075 x 2575 x 2700mm
INSULATION THICKNESS	50mm
MATERIAL	GRP - GREY





TITLE  
**PWHG.6x2.5x2.5-50**

DRAWN BY: C.Larkin  
 DATE: 23/05/2024

**Foundation Requirements:**  
 The foundation area must be no less in length and width than the external dimensions of the enclosure. The foundation must be constructed so as to be capable of supporting the weight of the enclosure and equipment contained within it. The foundation must be continuous and be no more than ±2mm over any given metre.

DESCRIPTION:  
 PWHG.6x2.5x2.5-50  
**KIOSK**

SCALE:1:80      SHEET 2 OF 2

**TANK SPECIFICATION :**

INTERNAL DIMENSIONS	5700 x 2200 x 2500mm
EXTERNAL DIMENSIONS	6075 x 2575 x 2700mm
INSULATION THICKNESS	50mm
MATERIAL	GRP - GREEN

