

TITLE  
**PWHG.4x2x2.5-50**

DRAWN BY  
 C.Larkin

DATE  
 23/05/2024

**Foundation Requirements:**  
 The foundation area must be no less in length and width than the external dimensions of the enclosure. The foundation must be constructed so as to be capable of supporting the weight of the enclosure and equipment contained within it. The foundation must be continuous and be no more than ±2mm over any given metre.

DESCRIPTION:  
 PWHG.4x2x2.5-50  
**KIOSK**

SCALE:1:60      SHEET 1 OF 2

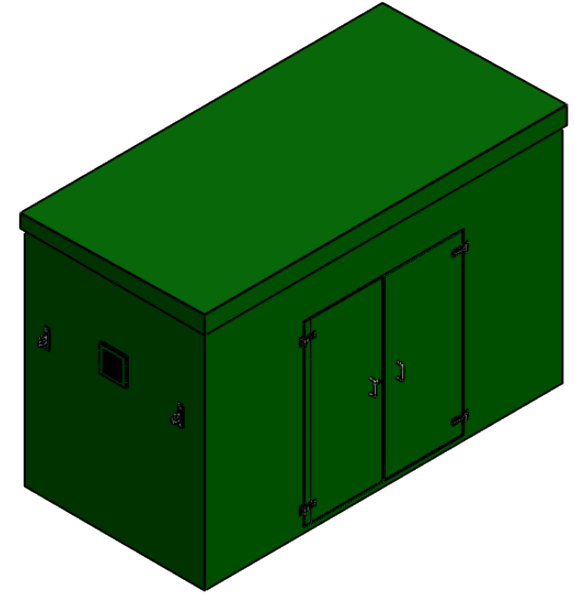

**TANK SPECIFICATION :**

INTERNAL DIMENSIONS	3700 x 1700 x 2500mm
EXTERNAL DIMENSIONS	4075 x 2075 x 2700mm
INSULATION THICKNESS	50mm
MATERIAL	GRP - GREY



2075 - External Width

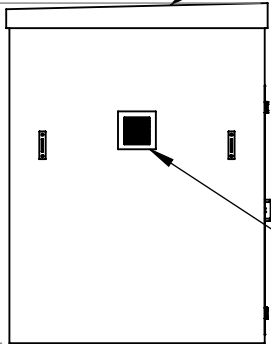
4075 - External Length



Sloped Roof

2700 - External Height

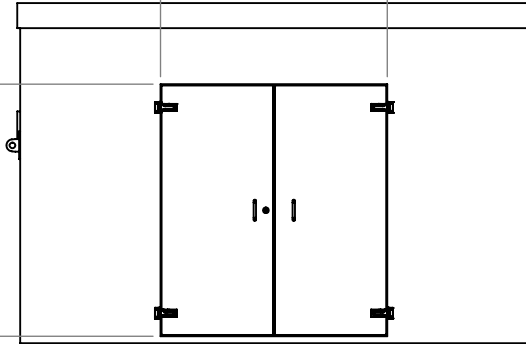
External Height



Louvered vent

1800 - Door Opening

2000 - Door Opening



TITLE  
PWHG.4x2x2.5-50

DRAWN BY  
C.Larkin

DATE  
23/05/2024

**Foundation Requirements:**  
The foundation area must be no less in length and width than the external dimensions of the enclosure. The foundation must be constructed so as to be capable of supporting the weight of the enclosure and equipment contained within it. The foundation must be continuous and be no more than ±2mm over any given metre.

DESCRIPTION:  
PWHG.4x2x2.5-50  
KIOSK

SCALE:1:60 SHEET 2 OF 2

TANK SPECIFICATION :

INTERNAL DIMENSIONS	3700 x 1700 x 2500mm
EXTERNAL DIMENSIONS	4075 x 2075 x 2700mm
INSULATION THICKNESS	50mm
MATERIAL	GRP - GREEN

