

TITLE
PWHG.8x2x2-50

DRAWN BY
 C.Larkin

DATE
 23/05/2024

Foundation Requirements:
 The foundation area must be no less in length and width than the external dimensions of the enclosure. The foundation must be constructed so as to be capable of supporting the weight of the enclosure and equipment contained within it. The foundation must be continuous and be no more than ±2mm over any given metre.

DESCRIPTION:
 PWHG.8x2x2-50
KIOSK

SCALE:1:80 SHEET 1 OF 2

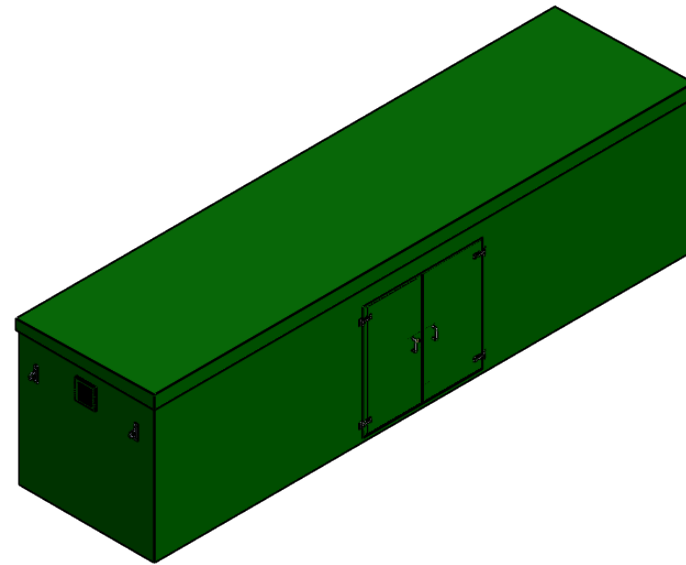

TANK SPECIFICATION :

INTERNAL DIMENSIONS	7700 x 1700 x 2000mm
EXTERNAL DIMENSIONS	8075 x 2075 x 2200mm
INSULATION THICKNESS	50mm
MATERIAL	GRP - GREY

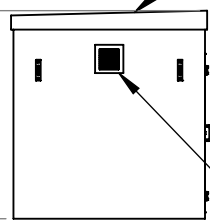


2075 - External Width

8075 - External Length



2200 - External Height

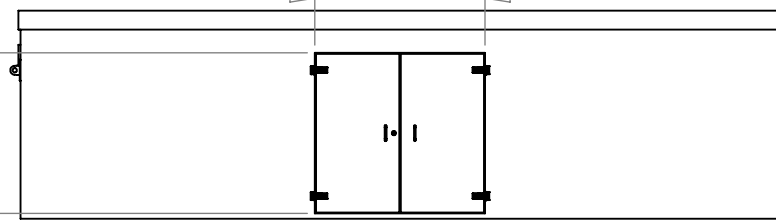


Sloped Roof

Louvered vent

1700 - Door Opening

1800 - Door Opening



TITLE	
PWHG.8x2x2-50	
DRAWN BY	DATE
C.Larkin	23/05/2024

Foundation Requirements:
 The foundation area must be no less in length and width than the external dimensions of the enclosure. The foundation must be constructed so as to be capable of supporting the weight of the enclosure and equipment contained within it. The foundation must be continuous and be no more than ±2mm over any given metre.

DESCRIPTION:	
PWHG.8x2x2-50	
KIOSK	
SCALE:1:80	SHEET 2 OF 2

TANK SPECIFICATION :	
INTERNAL DIMENSIONS	7700 x 1700 x 2000mm
EXTERNAL DIMENSIONS	8075 x 2075 x 2200mm
INSULATION THICKNESS	50mm
MATERIAL	GRP - GREEN

