

AquaPod Mini

BELOW GROUND PACKAGED BOOSTER SET

AquaPod Mini Overview

The DPT AquaPod Mini is a complete tank and pump assembly for residential or smaller office developments, with water storage and submersible pumps being located fully below ground with the inverters (system-monitoring) located elsewhere above ground.

The AquaPod Mini can be installed under any level surface such as a driveway, garden, or car park, this maximises the space available without the need for expensive underground plant rooms or separate buildings to house the unit.

The AquaPod Mini has been designed to increase pressure of your mains cold water supply. the below ground chamber is supplied as a sealed enclosure with separate access points for isolation valves, inverters, and electrical connections.

The AquaPod Mini comes with a single size chamber of 2000 litres with a twin submersible pump arrangement.

AquaPod Mini Installation

The AquaPod Mini is lowered onto a pre-cast concrete base, the unit is then back-filled with concrete directly around the GRP housing. The AquaPod Mini is not designed for load carrying, therefore it is important that the concrete base, concrete surround, and top span covering are designed to withstand any load placed on the unit.

AquaPod Mini Features

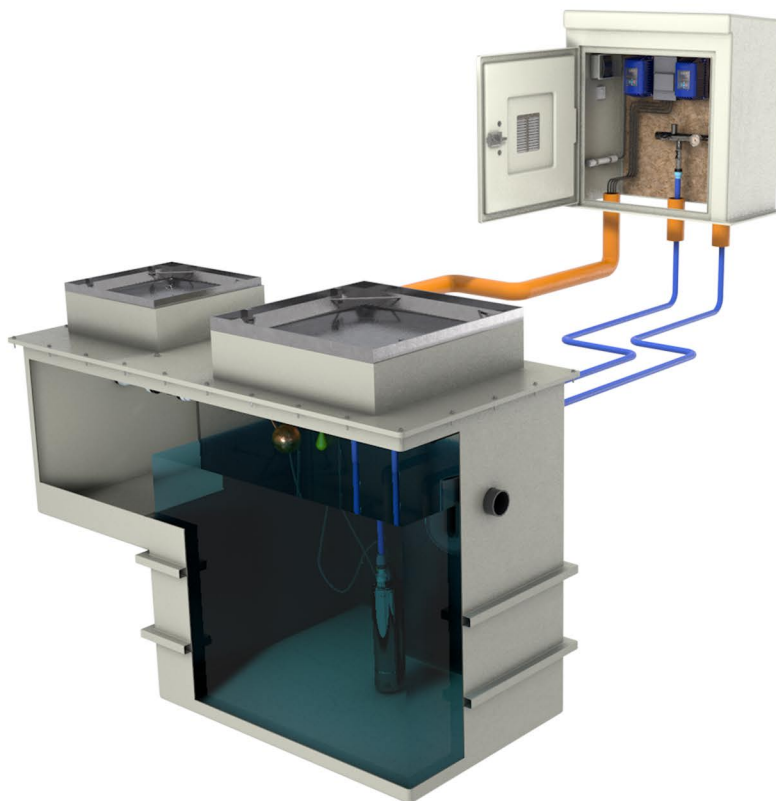
The DPT AquaPod Mini comes with a range of industry leading features to ensure a years of operation: -

- ▶ GRP below-ground 2000 litre chamber
- ▶ GRP above-ground inverter enclosure
- ▶ WRAS approved pumps
- ▶ WRAS approved variable speed inverters
- ▶ Comes with standby and duty assist
- ▶ Digital display for alerts and reporting
- ▶ Multiple access points for ease of service
- ▶ Silent operation
- ▶ Sealed recess access covers
- ▶ Dry run protection

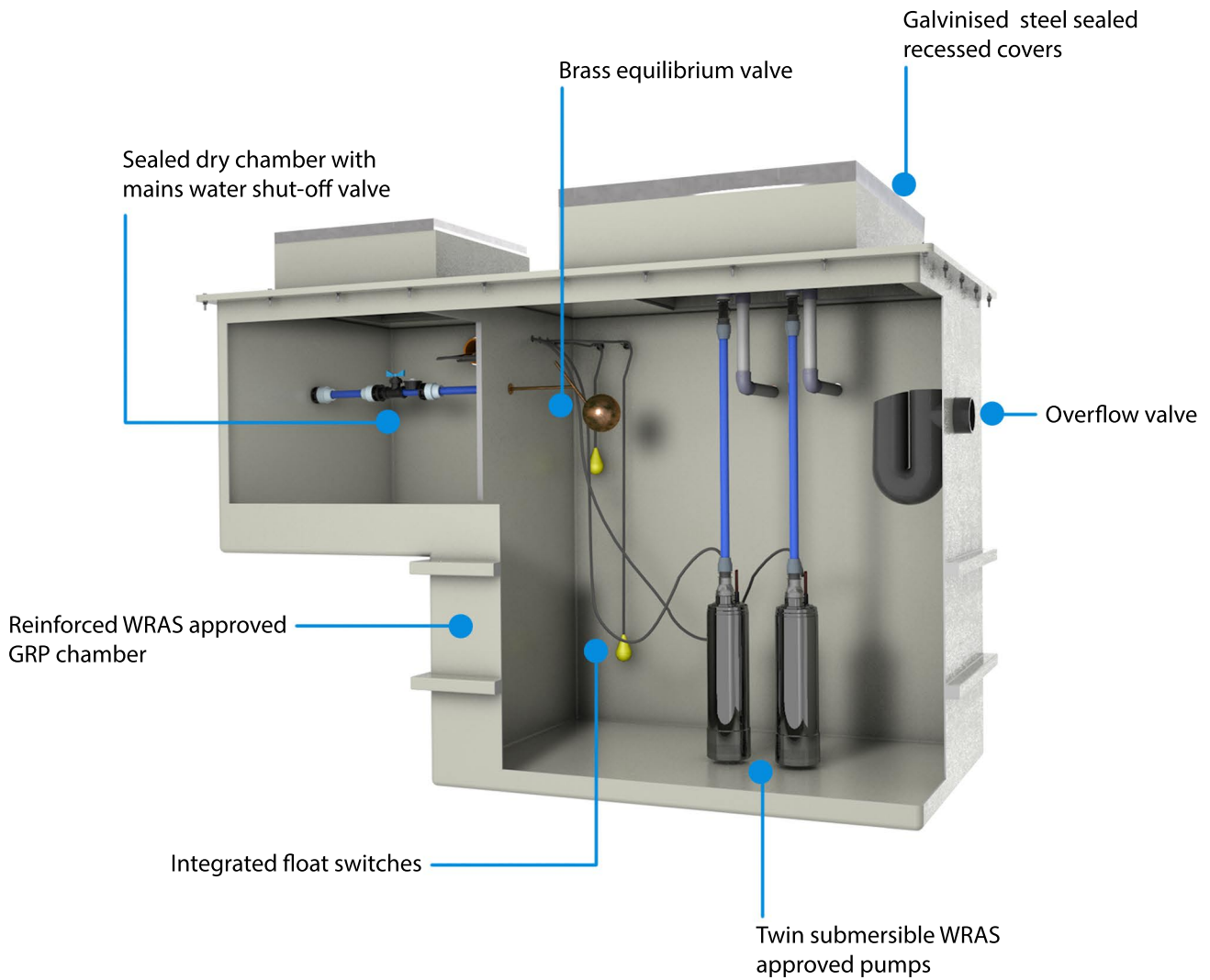
AquaPod Mini Modules

The DPT AquaPod Mini comes in two main components which comprise of an underground GRP breaktank which houses twin pumps, pipework, and valves. the second module is an above-ground GRP housing which house the inverters, electrical connections, and additional valves.

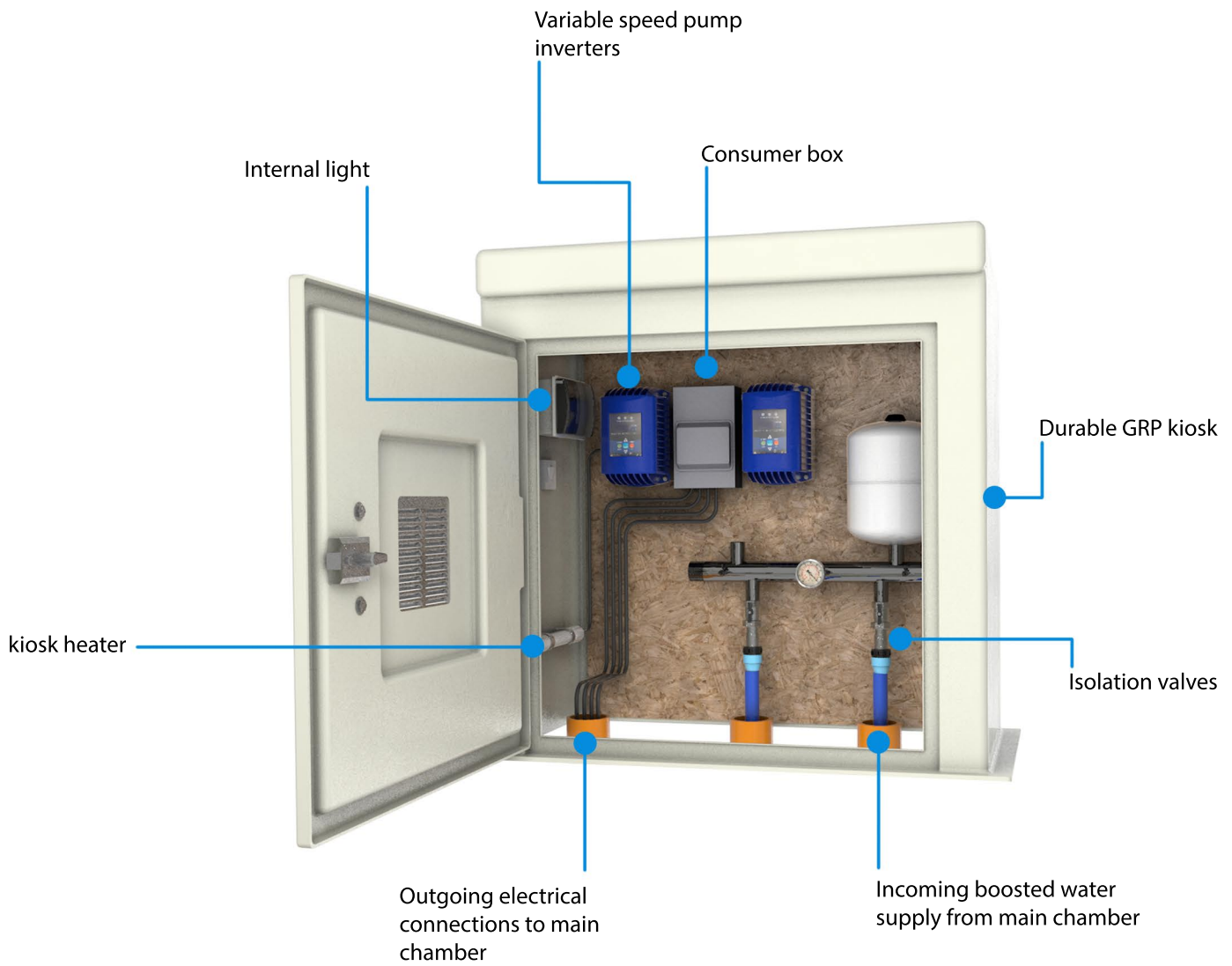
Optional housing heaters can be provided upon request at an additional cost.



AquaPod Mini Below Ground Chamber Features



AquaPod Mini Above Ground Kiosk Features



Specification

The AquaPod Mini is specifically designed to maximise your water storage and boost your water pressure while taking up minimal space at your location as it is installed below-ground.

Each AquaPod Mini features WRAS approved submersible pumps and a WRAS approved GRP tank for total piece of mind.

Each variable speed pump consumes low levels of energy and are whisper quiet. The AquaPod Mini comes in a twin pump configuration and is available with duty assist and duty standby .

Tanks are available with capacity of 2000 litres.

Performance

Flow range twin pump	2.6 -4 litres / sec
Pressure range	2.5 - 8 bar
Max system pressure	10 bar
Max system Temperature	23°C

Specification

Inlet Size	1" BSP
Outlet size	1¼" or 1½" BSP
Power supply	230/1/50
Control type	Wireless Bluetooth Technology

Materials

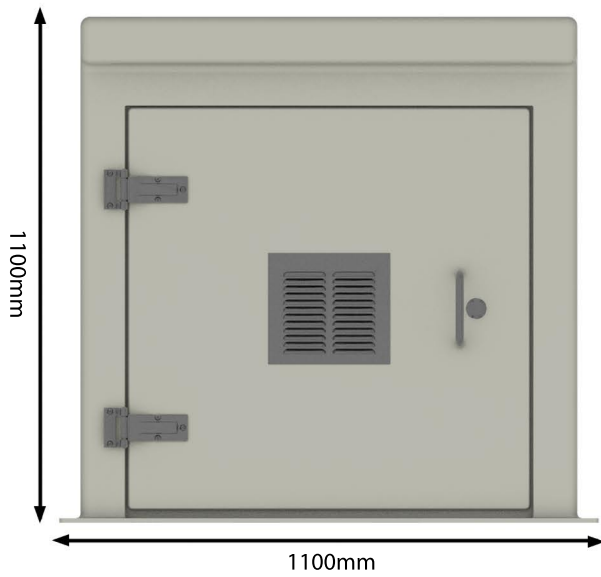

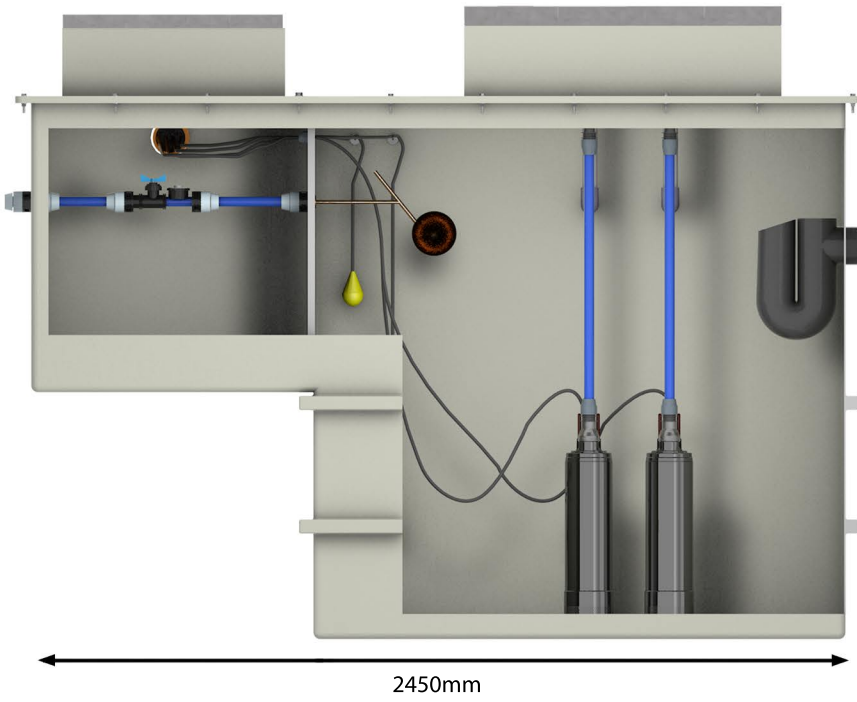
Tank	25mm Insulated
Pump(s)	AISI 304 stainless steel

Technical Features

- ▶ WRAS approved pump and tank
- ▶ Digital status display for alerts and reporting
- ▶ GRP below-ground water storage tank as standard
- ▶ GRP above-ground electrical enclosure
- ▶ Variable speed stainless steel submersible pump
- ▶ 25mm tank insulation
- ▶ Common alarm volt free contact
- ▶ Low water level pump protection device.



Aquapod Mini Dimensions



Pump Detail

Model Number	Mid Curve Flow	Mid Curve Pressure	kW Rating	Running current (amp)	Supply Voltage	Inlet*	Outlet	Overflow Size	Dry Weight
FV40/10T	80 l/min	4.5 bar	2 x 0.75	2 x 3.8	1ph 230v 50 hz	28mm	1 1/4"	40mm	94kg
FV40/15T	80 l/min	6.5 bar	2 x 1.1	2 x 5.2	1ph 230v 50 hz	28mm	1 1/4"	40mm	96kg
FV80/15T	120 l/min	4.5 bar	2 x 1.1	2 x 5.4	1ph 230v 50 hz	28mm	1 1/4"	40mm	98kg
FV80/20T	120 l/min	5.8 bar	2 x 1.5	2 x 6.1	1ph 230v 50 hz	28mm	1 1/4"	40mm	100kg

Description	Values
Flow range single pump	1.3 - 2 litres / sec
Flow range twin pump	2.6 -4 litres / sec
Pressure range	2.5 - 8 bar
Max system pressure	10 bar
Max system temperature	23°C
Inlet size	1" BSP
Outlet size	1" or 1 1/4" BSP
Power supply	230 /1/50
Control type	Wireless Bluetooth Technology
Tank construction	25mm insulated GRP
Pumps	AISI 304 stainless steel

Example Installation





Direct Pumps and Tanks Ltd
Unit 12 Cossall Industrial Estate
Ilkeston
Derbyshire
DE7 5UA
Tel: 0115 9444474
Email: info@dpandt.co.uk